



**OVERVIEW**

- » The Bond Fund seeks to provide maximum total return by investing in diversified fixed income securities through active management.
- » The highly skilled managers have diverse specializations and approaches to provide diversification and reduce risk.
- » The Fund is suitable for investors who are willing to accept a greater degree of principal and income volatility. Over long periods of time, the return to investors in this Fund should exceed the return to investors in the Stable Value Fund.

**TOP ACTIVE MANAGERS BY ASSET CLASS**

**PENSION BOARDS CORE FIXED INCOME TEAM**

Core fixed income manager that invests in government and corporate bonds, residential and commercial mortgage-backed securities, asset-backed securities and inflation-protected securities. The process is driven by a disciplined top-down macro approach coupled with bottom-up security selection within the context of relative-value analysis and rigorous risk management. It is a socially responsible fund with a generally more conservative risk posture.

Website: [www.pbucc.org/](http://www.pbucc.org/)

**PGIM U.S. BROAD MARKET HIGH YIELD**

U.S. high yield manager uses a rigorous bottom-up, relative-value approach to fundamental research with analysts specialized by industry. This is accompanied by incorporating top down themes. Credit research and selection are the foundation of the fund, with a focus on downside protection. The portfolio is monitored for various risks – interest rate, beta, industry, issuer, and quality. ESG is embedded in the investment process.

Website: [www.pgim.com/](http://www.pgim.com/)

**ASHMORE EMERGING MARKET BLENDED DEBT TOTAL RETURN FUND**

Emerging market blended debt manager with investments in sovereign, quasi-sovereign and corporate bonds denominated in local currencies as well as US dollar denominated debt. The process is primarily a macro top down approach with an analytically-driven bottom up security selection research process. There is a strong focus on liquidity management.

Website: [www.ashmoregroup.com/](http://www.ashmoregroup.com/)

**INVESTEC EMERGING MARKET LOCAL CURRENCY DYNAMIC DEBT**

Emerging market local currency manager based predominantly on relative country and currency decisions. The investment approach considers three sets of key factors – changing economic fundamentals, valuations, and market price behavior. The top-down process helps determine the general outlook for emerging markets and to identify different themes in the market.

Website: [www.ninetyone.com/](http://www.ninetyone.com/)

**TOP 10 BOND HOLDINGS**

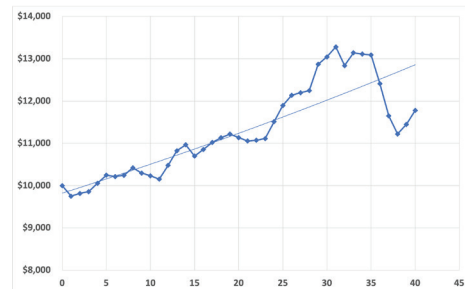
	Coup.	Mat. <sup>1</sup>	Value <sup>2</sup>	%
US TREASURY	2.25%	2046	\$41.7	6.8%
WI TREASURY SEC	3.38%	2033	\$14.5	
FED FARM CR BKS CONS	4.25%	2024	\$12.8	2.1%
US TREASURY	2.88%	2052	\$9.8	1.6%
EUROPEAN INV. BK	2.38%	2027	\$8.1	1.3%
INTL BK RECON & DEV	0.63%	2025	\$8.0	1.3%
WI TREASURY SEC	3.75%	2043	\$7.5	1.2%
JAPAN INTL COOPERATION	4.00%	2028	\$6.7	1.1%
COUNCIL EUROPE DEV	3.75%	2026	\$6.4	1.0%
CENTRAL AMERN BK	1.14%	2026	\$6.0	1.0%

<sup>1</sup> Maturity <sup>2</sup> In Millions

**PORTFOLIO CHARACTERISTICS 6/30/23**

Total Net Assets: \$613 Million  
Benchmark: 80% Barclays US Govt./Credit / 10% S&P/LSTA Performing Loans Index / 5% BofAMerrill Lynch HY / 5% JPM GBI-EM Global Diversified

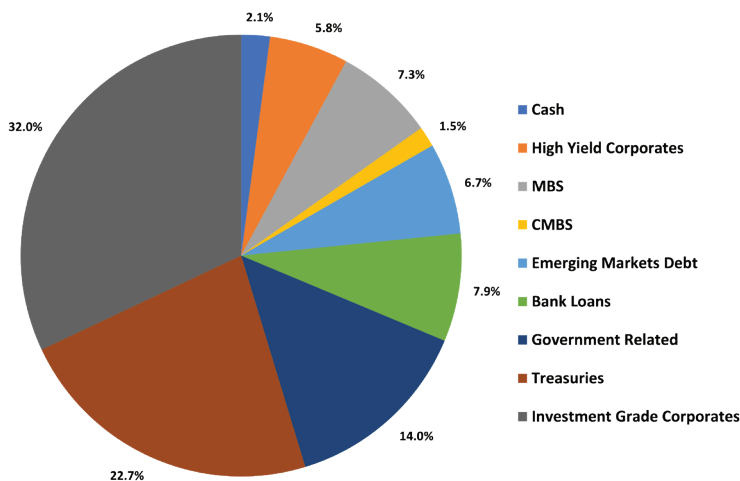
**GROWTH OF \$10,000 beginning period 2013**



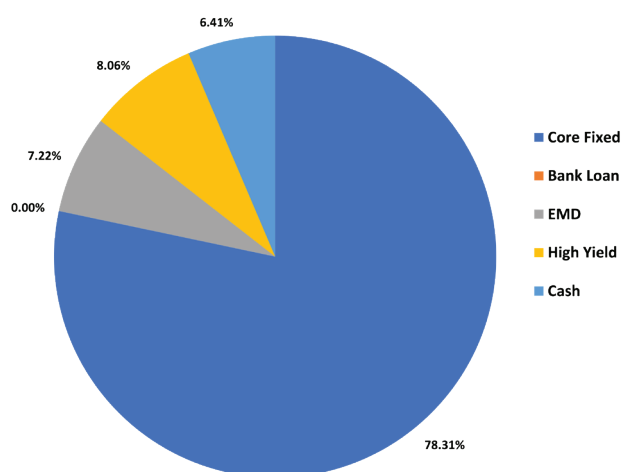
**CONTACT US**

Toll-Free: 1.800.642.6543  
Website: [www.pbucc.org](http://www.pbucc.org)  
Email: [info@pbucc.org](mailto:info@pbucc.org)

**SECTOR BREAKDOWN**



**ASSET ALLOCATION**



**FUND PERFORMANCE**

<i>beginning period 2013</i>	2Q 2023	YTD	1 Year	3 Years	5 Years	10 Years
<b>Bond Fund</b>	-0.45%	2.40%	0.64%	-3.07%	0.97%	1.51%
<b>Barclays Capital U.S. Gov't/Credit Index</b>	-0.93%	2.21%	-0.70%	-4.11%	1.03%	1.66%
<b>Lipper IM U.S. Broad Market Core Plus Fixed Income Peer Group</b>	-0.69%	2.45%	-0.26%	-3.31%	0.97%	1.66%

**ANNUAL ESTIMATED COST**

	% of Fund Assets	Annual cost per \$1,000 invested
<b>Investment Management</b>	0.47%	\$4.70
<b>Administrative</b>	0.41%	\$4.10
<b>Annual Estimated Cost</b>	0.88%	\$8.80

**MANAGERS**

<b>PGIM, Inc.</b>	<a href="http://www.pgimfixedincome.com">www.pgimfixedincome.com</a>
<b>Ashmore Investment Advisors, Ltd.</b>	<a href="http://www.ashmoregroup.com">www.ashmoregroup.com</a>
<b>Ninety One</b>	<a href="http://www.ninetyone.com">www.ninetyone.com</a>

**HELPFUL INFORMATION**

PBUCC Investments Section: <https://pbucc.org/index.php/investments-home>

Fireside Chat Series video on Target Annuitization Date (TAD) Funds: <https://youtu.be/xm4T9c1H1h0>

**Senior Investments Team:**

David Klassen, *Chief Investment Officer*

Lan Cai, *Deputy Chief Investment Officer*

Andrew Russell, *Director of Fixed Income Investments*

Minoti Dhanaraj, *Director of Responsible Investing*

Fund performance data is net of all expenses and includes price changes and reinvestment of interest, dividends and capital gains, if any. Fund performance data shown below represents past performance. Past performance is not a guarantee of future results. Current performance may be lower or higher than the performance data shown below. The investment return and the principal value of an investment will fluctuate so that an investor's shares, when redeemed, may be worth more or less than their original cost. For current fund performance information and further fee disclosures, please visit our website at [pbucc.org](http://pbucc.org).